

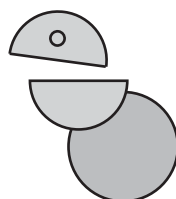
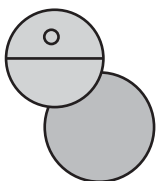


Bird Clothespin Puppets



Cut out the puppet. Cut along the mouth line.



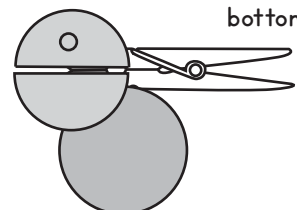
Grab a clothespin.



Glue the top part of the head to the top part of the clothespin gripping area.



And the bottom part to the bottom.






easypeasyandfun.com

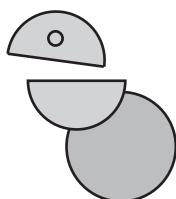
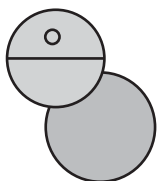
Member Exclusive

Copyright 2018

Bird Clothespin Puppets



Cut out the puppet. Cut along the mouth line.



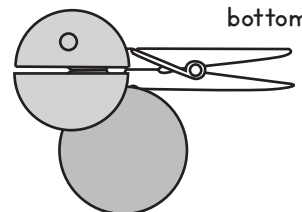
Grab a clothespin.



Glue the top part of the head to the top part of the clothespin gripping area.



And the bottom part to the bottom.





easypeasyandfun.com

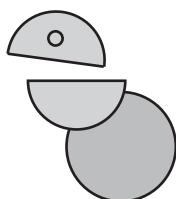
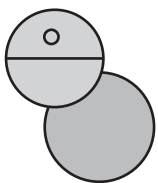
Member Exclusive

Copyright 2018

Bird Clothespin Puppets



Cut out the puppet. Cut along the mouth line.



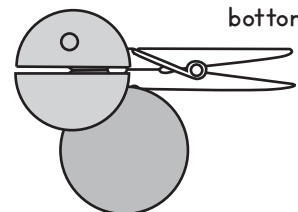
Grab a clothespin.



Glue the top part of the head to the top part of the clothespin gripping area.



And the bottom part to the bottom.







easypeasyandfun.com

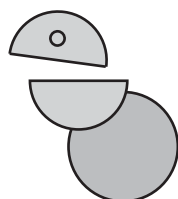
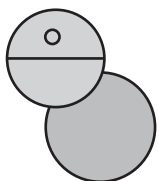
Member Exclusive

Copyright 2018

Bird Clothespin Puppets



Cut out the puppet. Cut along the mouth line.



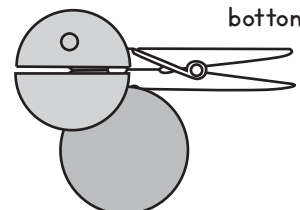
Grab a clothespin.



Glue the top part of the head to the top part of the clothespin gripping area.



And the bottom part to the bottom.



easypeasyandfun.com

Member Exclusive

Copyright 2018