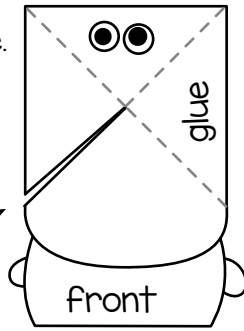
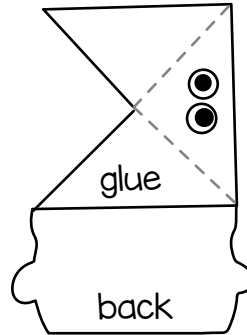


Cut along the outline.  
Also cut along  
the full diagonal line.


Make folds  
along the  
dashed lines.




Flip the bookmark  
and fold the top  
part.



Flip again  
and fold.

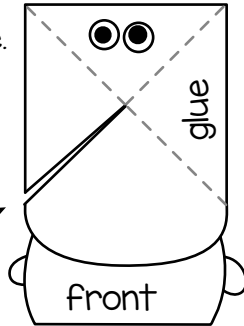


And flip again, apply glue  
on the area marked with  
the word glue and stick  
the last triangle.

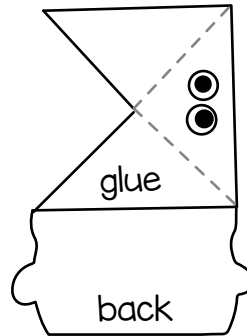


Cut along the outline.  
Also cut along  
the full diagonal line.


Make folds  
along the  
dashed lines.




Flip the bookmark  
and fold the top  
part.



Flip again  
and fold.

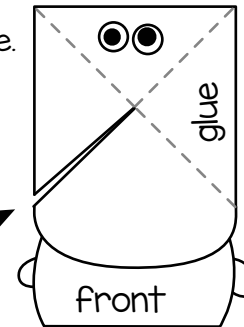


And flip again, apply glue  
on the area marked with  
the word glue and stick  
the last triangle.

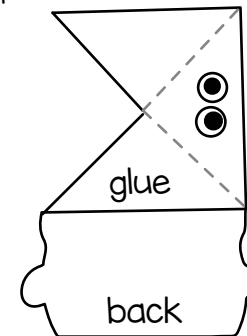


Cut along the outline.  
Also cut along  
the full diagonal line.


Make folds  
along the  
dashed lines.



Flip the bookmark  
and fold the top  
part.



Flip again  
and fold.



And flip again, apply glue  
on the area marked with  
the word glue and stick  
the last triangle.

